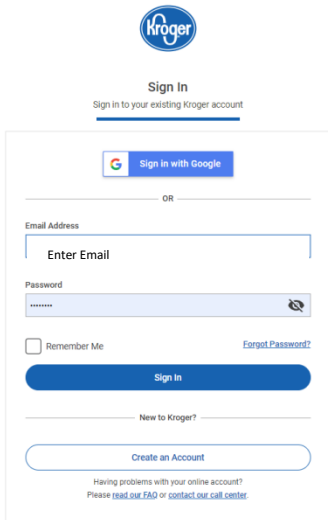
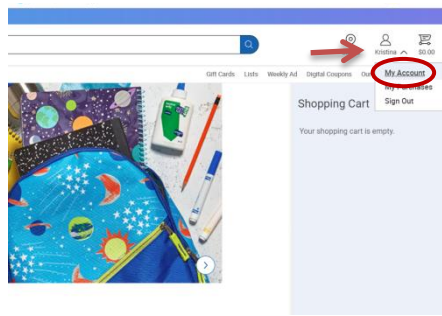


Kroger Community Rewards Enrollment

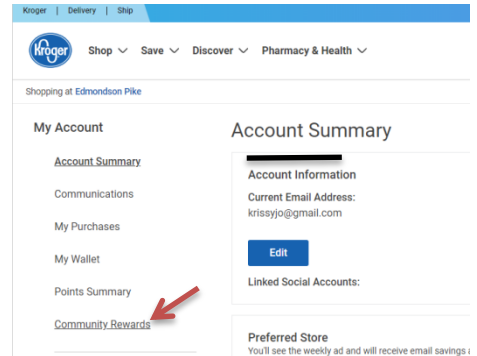
1. Set-up an account on Kroger.com and sign-in



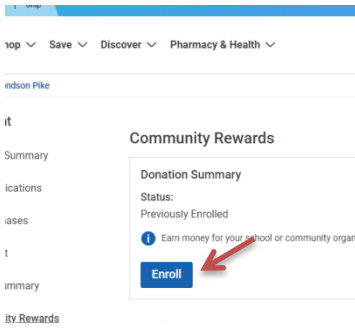
2. Click on your profile name in the top right and go to "My Account"



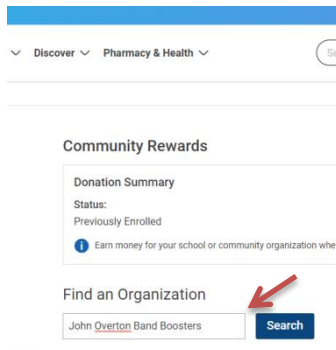
3. In the options on the left, go to "Community Rewards"



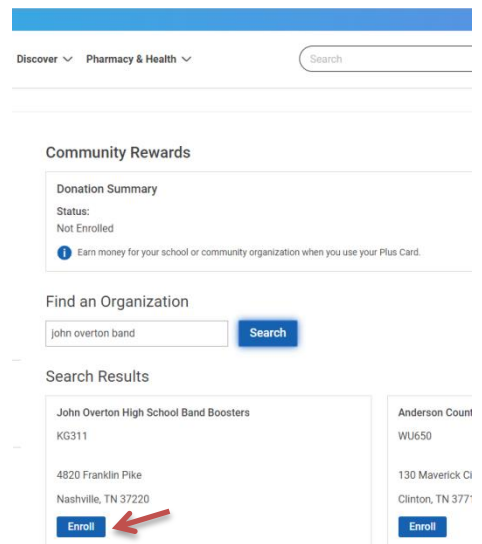
4. Click the "Enroll" button



5. Under Find an Organization, search for "John Overton Band Boosters"



6. Click the "Enroll" button under the organization name



7. Every quarter, send a screenshot of your Community Rewards Contribution and send to jobbfinances@gmail.com with the subject "Kroger Rewards: <Student Name>" in order for your contribution to count towards individual band member fees

